



# Mitsui Garden Hotel

Nihonbashi PREMIER

Welcome to Nihonbashi,  
the starting point of  
Gokaidou (the Five Highways).

Nihonbashi is ever evolving but still embraces  
the traditions of the Edo period.

It is a convenient and accessible gateway  
to the main city areas of Tokyo.

It is a premium town where adults who have a  
taste for the finer things in life gather.

Experience your heart pound with excitement  
as you discover a Tokyo that you never knew.



## Mitsui Garden Hotel

Nihonbashi PREMIER

Check In 15:00 / Check Out 12:00

3-4-4, Nihonbashi Muromachi,  
Chuo-ku, Tokyo 103-0022

TEL: +81-3-3270-1131 FAX: +81-3-3270-3133

[https://www.gardenhotels.co.jp/  
nihonbashi-premier/eng/](https://www.gardenhotels.co.jp/nihonbashi-premier/eng/)



Lobby (9F)



Bar



Restaurant



## Junior Suite Twin [55.9m<sup>2</sup>]


A luxurious living space of 55m<sup>2</sup> with separate bedroom and living room. This room hosts a large sized bed, sofa, and bathroom with a double vanity – everything needed for a thoroughly relaxing stay for VIP customers.

## Superior Corner Twin [29.5m<sup>2</sup>]

With plentiful living space and a beautiful view from the corner window, you can enjoy a luxurious stay.

## Superior Twin [26.4m<sup>2</sup>]

A surrealistic experience on the top most floors (13th to 15th floor) give a splendid and spacious feeling. The room has Hollywood twin beds and sofas that face each other. Sit down and enjoy the gorgeous view of the grand Chuo street.




## Superior Queen [23.5m<sup>2</sup>]

Superior double rooms at the top most floors (13th to 15th floor) that is greeted by refreshing morning sunlight. The 23.5m<sup>2</sup> room comes with a wide double bed and sofas facing each other.



## Moderate Twin [26.4m<sup>2</sup>]

All our rooms with Hollywood twins are facing the grand Chuo street, which give the room a spacious and open feeling. Sit back and enjoy your free time together on comfortable sofas facing each other.




## Moderate Queen [23.5m<sup>2</sup>]

A room that satisfies the needs of even our foreign visitors. With plenty of space, a wide bed, and sofas facing each other, you can relax and enjoy each other's company.



## Triple [26.4m<sup>2</sup>]

With 3 beds it is perfect for families and groups. We have 10 similar rooms on the same floor to accommodate even larger groups of visitors.



## Accessible Queen [24.7m<sup>2</sup>]

A room that focuses on safety and accessibility. It is perfect for our elderly customers and people in wheel chairs. The room has been designed to have plenty of space to access the bathtub, sink and toilet. The bed can be used both by one or two people.



## Moderate Double [20.0m<sup>2</sup>]

A room that focuses on functionality and comes with a shower booth. Every bit of space has been effectively used to make your stay as comfortable as possible.

## Internet Connection

The entire building has wireless LAN. You can connect to the wireless LAN for free from places such as your room, the lobby, and the restaurant. You can also use your smartphone and tablet on the LAN. In each guest room, there is also a wired LAN available (the cable is in your room). Please understand that we do not offer a computer rental service.

## Amenities

- Toothbrush set
- Razor
- Hairbrush
- Shower cap
- Cotton and hair tie
- Shampoo
- Conditioner
- Body soap
- Coffee
- Green tea
- Mineral water
- Nightwear

\* The area of this room is calculated using the center line of the wall, including the pipe shaft. The number is rounded off to one decimal place.


\* The number of baby cots we offer is limited, so please inquire in advance.

\* We do not have a service charge. \* Please pay in advance before checking in.



## Kaga cuisine restaurant [9F] Nihonbashi Asada

This is the first of the Asada stores to operate in a hotel. Asada has been in operation since the 3rd year of the Keiou era (1867) and also has stores in Akasaka, Aoyama, and Nagoya. This store is known as "Nihonbashi Asada". The restaurant carries on the tradition of Kaga cuisine and is suitable for both business related and private functions as it offers a premium dining experience.



### Information


Breakfast	Japanese buffet ¥2,970 (tax included)
Floor	9F
Tel	03-5542-1700
Opening Hours	Breakfast 6:30a.m.~10:00a.m. (Last Entry 9:30a.m.)
	Lunch 11:30a.m.~2:00p.m. (Last Entry 1:30p.m.)
	Dinner 5:00p.m.~10:30p.m. (Last Entry 9:30p.m.)
Seats	Breakfast: 65 seats Lunch / Dinner: 5 private rooms and counter seats
Smoking Nonsmoking	All seats are non-smoking
<small>*There is a 10 percent service charge for lunch and dinner. *There is also a separate charge for those who wish to use a private room.</small>	

## Bar Matsu [9F]

Asada's first bar Matsu  
Asada's first bar, that is adjacent their restaurant, has opened. From a terrace seat, you can gaze out at Nihonbashi whilst relaxing in luxury.

### Information

Floor	9F	Seats	24 seats (7 counter seats/17 table and sofa seats)
Tel	03-5542-1700	Smoking Nonsmoking	All seats are non-smoking
Opening Hours	Weekdays, Saturday, Before a Holiday	5:00p.m.~0:30a.m. (Last Entry 00:00a.m.)	
	Sunday and Holidays	5:00p.m.~0:00a.m. (Last Entry 11:30p.m.)	
<small>*There is a 10 percent service charge for dinner.</small>			





Women's bathing facilities



Women's bathing facilities

## Japanese Bath [9F]

On the lobby floor (9F), there is a Japanese bath - a symbol of Japanese culture - available for our customer's pleasure.

### Information

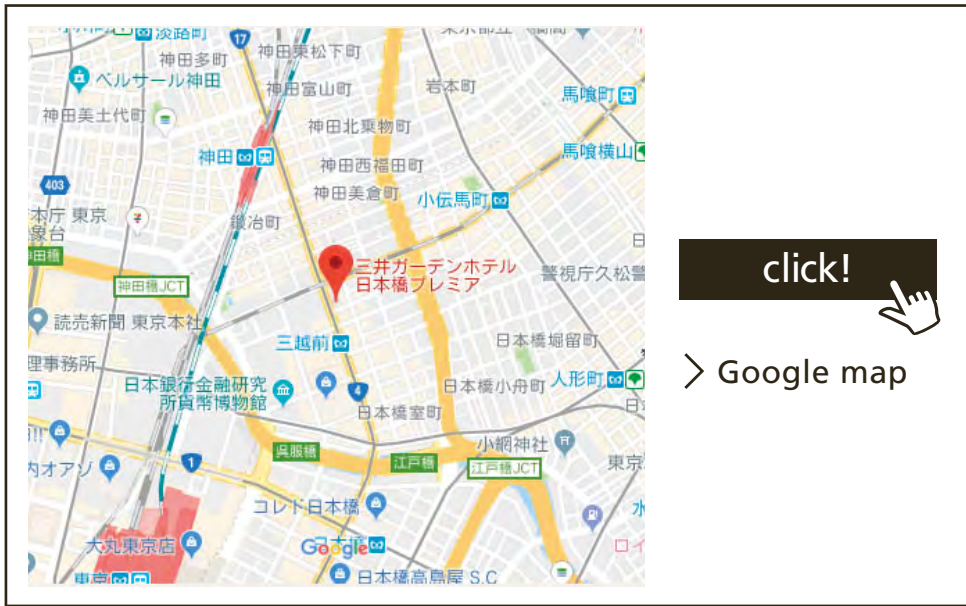
Fee	Guest Only: Free
Floor	9F
Opening Hours	6:00a.m.~9:00a.m. 3:00p.m.~1:00a.m.
Amenities	Shampoo / Hair Conditioner / Body soap
*The bathing facilities may be crowded depending on the time of use. Thank you for your understanding.	



Women's bathing facilities powder room



9F corridor



## Local Sightseeing Spots

### Places within walking distance

- Mitsui Memorial Museum - 3 minute walk
- Coredo Muromachi Terrace - 1 minute walk
- Coredo Nihonbashi - 8 minute walk
- Currency Museum of the Bank of Japan - 5 minute walk
- Nihonbashi - 8 minute walk
- Mitsui Sumitomo Bank - 5 minute walk
- Coredo Muromachi - 3 minute walk

### Main sight-seeing areas

- Tokyo Skytree - 13 minute ride from Mitsukoshimae Station on the Tokyo Metro Hanzōmon Line to Oshiage Station.
- Tokyo Tower - A 6 minute ride from Mitsukoshimae Station on the Tokyo Metro Hanzōmon Line Mitsukoshimae Station to Onarimon Station on the Toei Mita Line, transferring at Otemachi Station.
- Asakusa - 12 minute ride from Mitsukoshimae Station on the Tokyo Metro Ginza Line.
- Shibuya - 20 minute ride on from Mitsukoshimae Station on the Tokyo Ginza Line.
- Ginza - 5 minute ride from Mitsukoshimae Station on the Tokyo Ginza Line.

## Access by train

- 11 minute walk using the shortest route from JR Tokyo Station Nihonbashi exit.
- 7 minute walk from JR Kanda Station east exit.
- Links on directly to Shin-Nihombashi Station on the Sobu Line (Express).
- Links on directly to Mitsukoshimae Station on the Tokyo Ginza Line / Tokyo Metro Hanzōmon Line.
- 8 minute walk from the B12 exit of Nihombashi Station on the Tokyo Metro Tōzai Line / Toei Asakusa Line.

## Access by car

- 4 minutes from the Gofukubashi ramp off the Metropolitan Expressway Edobashi JCT.
  - 4 minutes from the Edobashi ramp off the Metropolitan Expressway Kanbashi JCT.
- ※ We do not have a car park.

## Access from the airport

### From Haneda Airport

- 30 minutes by car.
- 40 minutes by limousine bus (arriving at Tokyo Station Yaesu south exit)
- 30 minutes by the Tokyo Monorail or JR Yamanote Line, getting off at Tokyo Station
- 33 minutes on the Keikyu Airport Line by the Airport Express train from Shinagawa Station, transferring at Shinagawa to JR Yamanote Line and getting off at Tokyo Station.

### From Narita Airport

- 95 minutes by limousine bus (arriving at the Tokyo Station Yaesu south exit)
- 60 minutes by the JR Narita Express, getting off at Tokyo Station
- 90 minutes on the JR Sobu Line, getting off at Shin-Nihombashi Station

## Hotel Information

### Japanese Bath[9F]

- Fee ..... Guest Only:Free
- Opening Hours ..... 6:00a.m.~9:00a.m.  
3:00p.m.~1:00a.m.

### Restaurant

#### Kaga cuisine restaurant Nihonbashi Asada[9F]

- Breakfast ..... 6:30a.m.~10:00a.m.(Last entry 9:30a.m.)
- Lunch ..... 11:30a.m.~2:00p.m.(Last entry 1:30p.m.)
- Dinner ..... 5:00p.m.~10:30p.m.(Last entry 9:30p.m.)
- TEL.03-5542-1700

### Bar Matsu[9F]

- Weekdays, Saturday, Before a Holiday  
5:00p.m.~0:30a.m.(Last entry 00:00a.m.)
- Sunday and Holidays  
5:00p.m.~0:00a.m.(Last entry 11:30p.m.)
- TEL.03-5542-1700

Mitsui Garden Hotel Nihonbashi P R E M I E R

Check In 15:00 / Check Out 12:00