



Mitsui Garden Hotel

Kyoto Shinmachi Bettei

An innovative hotel with the themes of 'tradition', 'heritage' and 'rejuvenation'.

The Imperial Capital blooms, now and forever.

In the heart of the ancient streets, which still carry the unique atmosphere of the Imperial Capital.

Our hotel brings a new spirit of value while inheriting the essence and aesthetic of the area. Utilizing the values of the past to deliver a new Japanese hospitality is our desire.

Ancient Kyoto blossoms through this blend of tradition and rejuvenation.



Mitsui Garden Hotel

Kyoto Shinmachi Bettei

Check In 15:00 / Check Out 12:00

361 Rokkaku-cho, Rokkaku-sagaru, Shinmachidori, Nakagyo-ku, Kyoto, 604-8212
TEL:+81-75-257-1131 FAX:+81-75-257-1133

<https://www.gardenhotels.co.jp/kyoto-shinmachi/eng/>



Lobby



Lobby Art



Restaurant




Moderate Twin 【22m²】*1

Perfect for a pleasant stay, this comfortable room is an idea base from which to explore the historic sites of Kyoto.




Deluxe Twin 【33m²】

A delightful, modern-Japanese style room, featuring a traditional raised floor space at the back of the room.




Comfort Queen 【19m²】*1

A comfortable guest room featuring a spacious double bed and neat interior.



Moderate Queen 【20m²】*1

Relax in this spacious, yet cozy room featuring a double bed and small sofa.




Junior Suite Twin 【57m²】

Spanning a full 57m² of space, guests can enjoy a luxurious time while chatting about the delights of Kyoto in the living room.

Essential items of comfort




Some rooms are equipped with special amenities, such as facial steamers and "Nanocare" hair dryers. In addition, every room has mugs and tumblers for your tea or coffee breaks. Please relax and enjoy your stay.



Superior Twin 【27.29m²】*2

Featuring a separate bathroom, makeup area, and toilet, this guest room makes for a most comfortable stay while incorporating the charm of the ancient city of Kyoto.



Accessible Twin 【29m²】*1

This functional room allows all guests (including the elderly and those with wheelchairs) to enjoy a safe and comfortable stay.



Our specialty, the 'BETTEI' Style

Each 'Bettei'-style room provides extra comfort with a separate bathroom, powder room and toilet.

Internet service

Wireless LAN internet service is available in all guest-rooms, while guests may also set up a wired network connection using the provided LAN cable. This service is complimentary and available 24 hours a day.

Amenities

- Toothbrush kit
- Cotton swabs
- Body soap
- Face towel
- Nightwear
- Razor
- Shampoo
- Face & hand soap
- Bath towel
- Shower cap
- Hairbrush
- Hair conditioner
- Green tea kit
- Slippers

*The area of this room is calculated using the center line of the wall, including the pipe shaft.

*1 The guest room windows cannot be opened. Furthermore, to protect privacy of our guests and of local residents, the windows are frosted glass.

*2 (Three-person guest rooms) The guest room windows cannot be opened. Furthermore, to protect privacy of our guests and of local residents, the windows are frosted glass.



SANGA ONO
KYOTO SHINMACHI BETTEI



Ladies' large public bath

Restaurant SANGA ONO KYOTO SHINMACHI BETTEI 【1F】

On a very historical Shinmachi Street which is well known as the Yamahoko town of the Kyoto Gion Festival, "SANGA ONO KYOTO SHINMACHI BETTEI" will share the enthusiasm and brilliance of the festival through our foods / meals. For breakfast, we serve you a special "Kyoto Shinmachi Bettei Hassun" plate and "Kasujiru" first. Also you will enjoy "Duck soup stock Oden", and the buffet consisting of 30 kinds of ingredients for a refreshing day.

Information

Breakfast	Adults: 2,970 JPY Child (6-12 years old): 1,800 JPY Infant (5 years old and under): 1,000 JPY *Tax included Seats only for children 5 years old and under: Free of charge
Floor	1F
TEL	075-255-5033
Opening Hours	Breakfast 6:30a.m. - 11:00a.m. (Last Entry 10:00a.m.)
	Lunch 11:30a.m. - 3:00p.m. (Last Entry 2:00p.m.)
	Dinner 5:00p.m. - 10:00p.m. (Last Entry 9:00p.m.)
	Sanga KURA Market 8:00a.m. - 9:00p.m.
Seats	64 seats
Smoking/ Nonsmoking	Completely non-smoking *The smoking room is in lobby on the first floor.



Large Public Bath –HANA– 【1F】

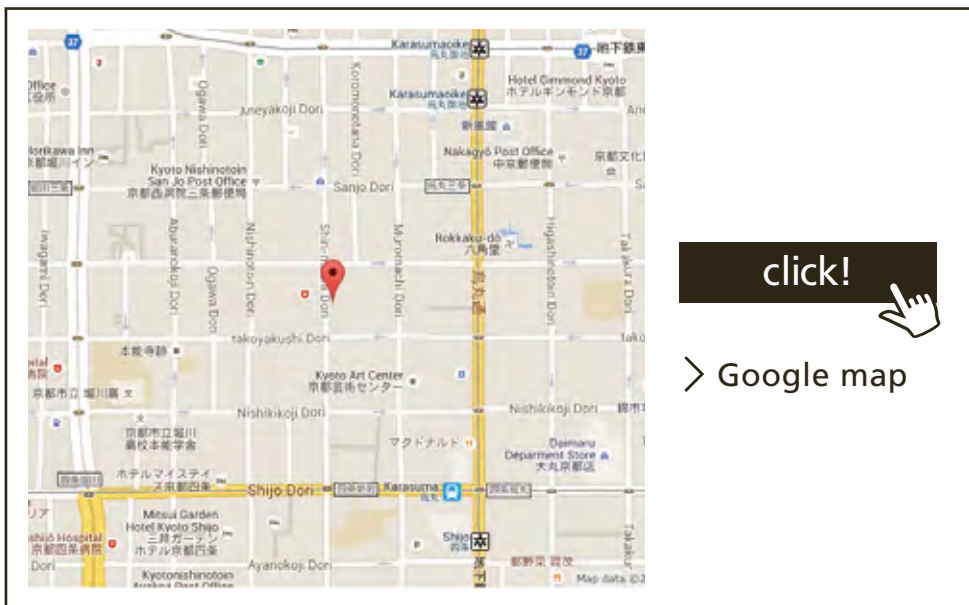
We invite our guests to relax in the artificially carbonated spring waters of this modern Japanese public spa. The ladies' bath area has a spacious powder room with Nano-Care hair dryers, essential skin care kits and other selected comforts. Enjoy total relaxation after your bathing time.



Powder Room (Ladies' bath)

Information

	Guest Only : Free
Floor	1F
Opening Hours	3:00p.m.~9:00a.m.
Amenities	<ul style="list-style-type: none"> ● Shampoo ● Hair conditioner ● Body soap ● Cotton swabs ● Hair Dryer ● Essential skin care kit (ladies only) / Drinking Water Server <p>*Towels and bath amenities are available in your room for use at the large public bath. *Depending on the time of day the bath might be extremely crowded. *We ask you to be patient and respectful of others when the hot spring bath is crowded.</p>



Local sightseeing spots

- Kiyomizu-dera – traveling time: about 30 minutes
Hotel – Bus 207 from the bus stop 'Shijo Nishinotouin' – Get off at the bus stop 'Kiyomizu Dori' and walk for about 10 minutes
- Kinkaku-ji – traveling time: about 40 minutes
Hotel – Bus 12 from the bus stop 'Shijo Nishinotouin' – Get off at the bus stop 'Kinkaku-ji Mae'
- Ginkaku-ji – traveling time: about 25 minutes
Hotel – Bus 32 or 203 from the bus stop 'Shijo Nishinotouin' – Get off at the bus stop 'Ginkaku-ji Dori'
- Tenryu-ji (Arashiyama District) – traveling time: about 40 minutes
Hotel – from Karasuma Station take the Hankyu Railway to Omiya Station, and change to the Keifuku Electric Railroad for Arashiyama Station
- Kyoto Aquarium – traveling time: about 15 minutes
Hotel – Bus 207 from the bus stop 'Shijo Nishinotouin' – Get off at the bus stop 'Shichijo Omiya / Kyoto Aquarium'
- To-ji – traveling time: about 20 minutes
Hotel – Bus 207 from the bus stop 'Shijo Nishinotouin' – Get off at the bus stop 'To-ji Higashimonzen'
- Byodo-in – traveling time: about 60 minutes
Hotel – from Shijo Station take the Karasuma subway line to Kyoto Station, and change to the JR Nara line for Uji Station

By Train

- 7 mins walk from Exit 22 of Shijo Station on the Karasuma Subway Line
- 7 mins walk from Exit 22 of Karasuma Station on the Hankyu Kyoto Line

By Car

- 20 mins from Kyoto-Minami Interchange

By Plane

From Osaka International Airport (Itami Airport)

- 55 mins to JR Kyoto Station by Limousine Bus

From Kansai International Airport

- 85 mins to JR Kyoto Station by Limousine Bus

Hotel Information

Restaurant SANGA ONO KYOTO SHINMACHI BETTEI [1F]

- Breakfast 6:30a.m. - 11:00a.m. (Last Entry 10:00a.m.)
- Lunch 11:30a.m. - 3:00p.m. (Last Entry 2:00p.m.)
- Dinner 5:00p.m. - 10:00p.m. (Last Entry 9:00p.m.)
- Sanga KURA Market 8:00a.m. - 9:00p.m.
- TEL.075-255-5033

Facility Public Large Bath –HANA–

- Guest Only : Free
- Opening Hours 3:00p.m.~9:00a.m.

Baggage Service

We provide a "Baggage service (with fees)" between our hotel and Mitsui Garden Hotel Kyoto Station.

Before Check-In

- After you have arrived in Kyoto, check your baggage at Mitsui Garden Hotel Kyoto Station. You can then retrieve your baggage at your hotel when checking in.

After Check-Out

- Check your baggage when checking out your hotel. You can then pick up your baggage at Mitsui Garden Hotel Kyoto Station.

Lounge service & Business corner

- Guests using the baggage service are also welcome to enjoy the lounge service at "Mitsui Garden Hotel Kyoto Station" for free. The lounge has non-alcoholic drinks such as coffee, and a PC is available. Take a breather during your trip or browse our sightseeing information. Enjoy your time to the fullest here.
Opening hours 12:00 - 24:00

Mitsui Garden Hotel Kyoto Shinmachi Bettei

Check In 15:00 / Check Out 12:00

361 Rokkaku-cho, Rokkaku-sagaru, Shinmachidori, Nakagyo-ku, Kyoto, 604-8212

TEL:+81-75-257-1131 FAX:+81-75-257-1133

<https://www.gardenhotels.co.jp/kyoto-shinmachi/eng/>