



Mitsui Garden Hotel

Ginza PREMIER

Take in views of the glittering city
from the highest vantage point
in Ginza while you relax

The moment the shuttle elevator
doors open, sweeping views of
Tokyo and an elegant atmosphere invite
you to step into our 16th floor lobby.
The stylish design of our earth-tone
interior creates a relaxing atmosphere
for your stay.



Mitsui Garden Hotel
Ginza PREMIER

Check In 15:00 / Check Out 12:00

8-13-1, Ginza,
Chuo-ku, Tokyo 104-0061
TEL: +81-3-3543-1131 FAX: +81-3-3543-5531
[https://www.gardenhotels.co.jp/
ginza-premier/eng/](https://www.gardenhotels.co.jp/ginza-premier/eng/)



Lobby



Breakfast image



Restaurant



Superior View Bath Queen [23.3m²]

This room is perfect for couples looking for a relaxing stay. Take a leisurely soak in the bath while enjoying a view of the glittering city lights out of the window, including either Tokyo Tower or Tokyo Skytree.

Deluxe View Bath Twin [30.1m²]

This stylish corner-room is popular among ladies wishing to spend a relaxing time with loved-ones or friends. Guests can enjoy a beautiful night view of Tokyo Skytree from the bath-tub.


Moderate [18.5m²]

Equipped with high-speed Internet access and a small desk, this room is an idea base from which to conduct business or explore the city. Rooms also have a view of the Tokyo night-lights.



Deluxe King [31.0m²]

This elegant and spacious room offers a small taste of luxury for guests wishing to celebrate a special occasion. Enjoy a stunning night view over Tokyo with sights such as Rainbow Bridge or Gate Bridge visible from the comfort of your bath-tub.




Executive Twin [40.0m²]

Overlooking the Ginza area from the 25th floor, the rooms on this floor feature extra security for your privacy and comfort. We invite you to experience the ultimate in relaxation and service by staying in one of our premier twin rooms.




Moderate Queen [20.4m²]

The room features a small sofa allowing you to relax and enjoy the view over Ginza making it ideal for couples. Alternatively, for single occupancy, you may stretch out in a comfortable double bed after a busy day's work.




Superior Twin [26.0m²]

A spacious twin room in which to relax while enjoying a view of the city. There is a small sofa and an extra bed can be added for triple occupancy.



Moderate Twin [24.0m²]

Recommended for couples or friends who wish to relax in a modern and comfortable setting. Facing south-east, the room admits plenty of sunlight in the morning to help you wake up feeling refreshed.



Accessible Queen/ Twin [23.2m²]

This functional room allows all guests (including the elderly and those with wheelchairs) to enjoy a safe and comfortable stay.

Internet Connection

Wireless LAN internet service is available in all guest-rooms, while guests may also set up a wired network connection using the provided LAN cable. This service is complimentary and available 24 hours a day.

Amenities

- Toothbrush set
- Razor
- Hairbrush
- Shower cap
- Cotton & hair band kit
- Cotton swabs
- Shampoo
- Hair conditioner
- Body soap
- Face & hand soap
- Nightwear
- Mineral water
- Coffee
- Green tea kit
- Flavored tea

* The area of this room is calculated using the center line of the wall, including the pipe shaft. The number is rounded off to one decimal place.


* The number of baby cots we offer is limited, so please inquire in advance.

* Please pay in advance before checking in. * We do not have a service charge.



RISTORANTE E'VOLTA –il cielo- [16F]

All-day dining that strives for 'Japan-ness' - the essence of Japan. We offer a variety of culinary experiences throughout the day. As well as a breakfast buffet of both Japanese and Western dishes, we also provide a pre-set lunch course, afternoon tea including five different types of meals and six types of desserts, and a dinner course that adds a new essence to traditional Italian cuisine. Looking out beyond the window, enjoy a beautiful, ever-changing view of Tokyo.



Information

Breakfast	Japanese / Western-style Buffet ¥2,750 (tax included)
Floor	16F
Tel	03-3543-3381
Opening Hours	Breakfast 6:30a.m.~10:00a.m. (Last Entry 9:30a.m.)
	Lunch 0:00p.m.~2:00p.m. (Last Entry 2:00p.m.)
	Cafe 2:00p.m.~4:00p.m. (Last Entry 3:30p.m.)
	Dinner 5:30p.m.~10:00p.m. (Last Entry 10:00p.m.) [Last Entry Course Menu 8:00 p.m. / A La Carte·drink Menu 9:00 p.m.]
Seats	123 seats
※For dinner, the total amount of your bill will include an extra 10% service charge.	

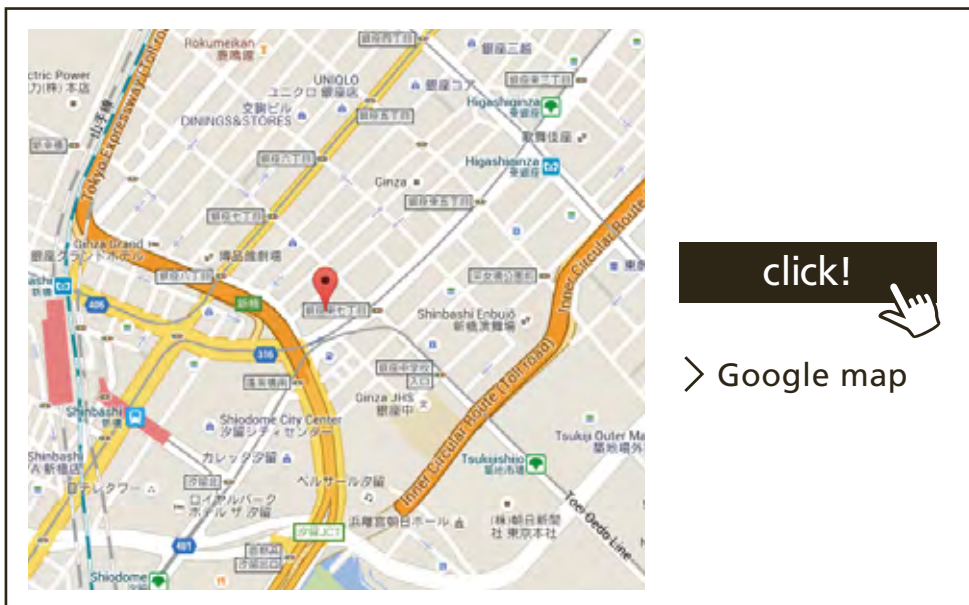
Cocktail KARIN [16F]

"Cocktail KARIN", named after the 600-year old "Karin" (Chinese quince) wood used for the bar counter, presents a wide view over Ginza as a lounge bar during the daytime and as a bar after five in the evening. Relax in a chic atmosphere above the hustle and bustle of the city.

Information

Floor	16F	Seats	32 seats
Tel	03-3543-3153	Smoking / Nonsmoking	Smoking is allowed
Opening Hours	Lounge 9:00a.m.~5:00p.m.	Bar 5:00p.m.~2:00a.m. (Last Entry 1:30a.m.)	
*Cover charge: a Cover Charge applies depending on the time of day.			





Local sightseeing spots

- Tokyo Tower
About 5 minutes by subway from Shiodome station on the Toei Oedo line to Akabanebashi station (15 minutes in total including walking time from the hotel)
- Hamarikyu Gardens
About a 10-minute walk from the hotel
- Kabukiza theatre
About a 10-minute walk from the hotel
- Tokyo Imperial Palace
About a 20-minute walk from the hotel
- Odaiba-Tokyo Bay
About 15 minutes by subway from Shiodome station on the Yurikamome line to Odaiba Kaihin-Koen station (25 minutes in total including walking time from the hotel)
- Roppongi Hills
About 10 minutes by subway from Ginza station on the Hibiya line to Roppongi station (20 minutes in total including walking time from the hotel)
- Tokyo Sky Tree
About 15 minutes by subway from Higashi Ginza station on the Hibiya line to Oshiage station (30 minutes in total including walking time from the hotel)

By Train

- 4 minutes on foot from Exit 1 of Shimbashi Station of Tokyo Metro Ginza Line
- 5 minutes on foot from Ginza Exit of JR Yamanote Line at Shimbashi Station
- 5 minutes on foot from Yurikamome Line at Shimbashi Station
- 7 minutes on foot from Exit A3 of Ginza Station of Tokyo Metro Ginza Line

By Car

- Approximately 10 minutes by car from Yaesu Exit of JR Tokyo Station
- 3 minutes from either Shimbashi Ramp or Ginza Ramp of Metropolitan Expressway (Circular Route)
- 3 minutes from Shimbashi Exit of Metropolitan Expressway coming from Shimbashi direction
- 5 minutes from Shiodome Exit of Metropolitan Expressway coming from Rainbow Bridge

By Plane

When coming from Haneda Airport

- Approximately 25 minutes by car
- 40 minutes by Limousine Bus (Arrive at Yaesu South Exit of Tokyo Station)
- 35 minutes by Airport Limited Express of Keihin Kyuko Line (arrive at Shimbashi st)
- Approximately 30 minutes to Shimbashi Station by Tokyo Monorail, and Yamanote Line

When coming from Narita Airport

- Approximately 80 minutes by Limousine Bus to the Hotel
- Approximately 65 minutes by Narita Express (Transfer at Tokyo Station)
- Approximately 95 minutes to Shimbashi Station by JR Sobu Limited Express / Narita Line Limited Express

Hotel Information

Restaurant [16F] RISTORANTE E'VOLTA -il cielo-

- Breakfast ... 6:30a.m.~10:00a.m. (Last Entry 9:30a.m.)
- Lunch 0:00p.m.~2:00p.m. (Last Entry 2:00p.m.)
- Cafe 2:00p.m.~4:00p.m. (Last Entry 3:30p.m.)
- Dinner 5:30p.m.~10:00p.m.
(Last Entry Course Menu 8:00p.m.
A La Carte+drink Menu 9:00 p.m.)
- TEL.03-3543-3381

Cocktail KARIN [16F]

- Lounge 9:00a.m.~5:00p.m.
- Bar 5:00p.m.~2:00a.m. (Last Entry 1:30a.m.)
- Cover Charge : a Cover Charge applies depending on the time of day.
* Please check with Cocktail KARIN for performer details and schedules.
- TEL.03-3543-3153

Other Facility [16F] Currency exchange machine

Currency exchange machine accepts American dollars, Euros, Chinese yuan Renminbi, Korean won, British pounds, Australian dollars, Taiwan dollars

Mitsui Garden Hotel Ginza PREMIER

Check In 15:00 / Check Out 12:00

8-13-1, Ginza, Chuo-ku, Tokyo 104-0061 TEL: +81-3-3543-1131 FAX: +81-3-3543-5531
<https://www.gardenhotels.co.jp/ginza-premier/eng/>